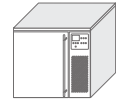


@ Ä P [ ! ä & a Ä ö & @ @ } ä ! ^ ! K

S ê c Ä Ö ^ ! | a  
Ö Ä Ä ~ ä ! ä & ^ ! Ä F  
F G G E J Ä Ö ^ ! | a

Ø } K E I J Ä H Ä I Ä F Ä Ä Ä G G  
Ø ä c h K E I J Ä H Ä I Ä F Ä Ä Ä G F  
T ä ä h ä f O \ ä | c Ä ^ ! | a Ä Ä ^  
Q c ! } ^ d Ä , , E ä | c Ä ^ ! | a E & {

030



**ABBATTITORI RAPIDI**  
per gastronomia, pasticceria, gelateria

**BLAST CHILLER FREEZERS**  
for gastronomy, pastry, ice-cream




**SCHNELLABKÜHLER SCHOCKFR.**  
für Gastronomy, Gebäck, Speiseeis

**CELLULES REFROIDISSEMENT**  
pour gastronomie, pâtisserie, glacerie

**ABATIDORES**  
para gastronomia, pasteleria, heladeria


**EXPLUDA FREEZER**  
para o gastronomia, pastelaria, geleira

**ΤΣΙΛΙ ΦΥΣΗΜΑΤΟΣ**  
για τη γαστρονομία, ζύμη, παγωτό






**CR**




**G2F**



**IS**




**CK**




**MAS1**




SCE




C/m3



QC




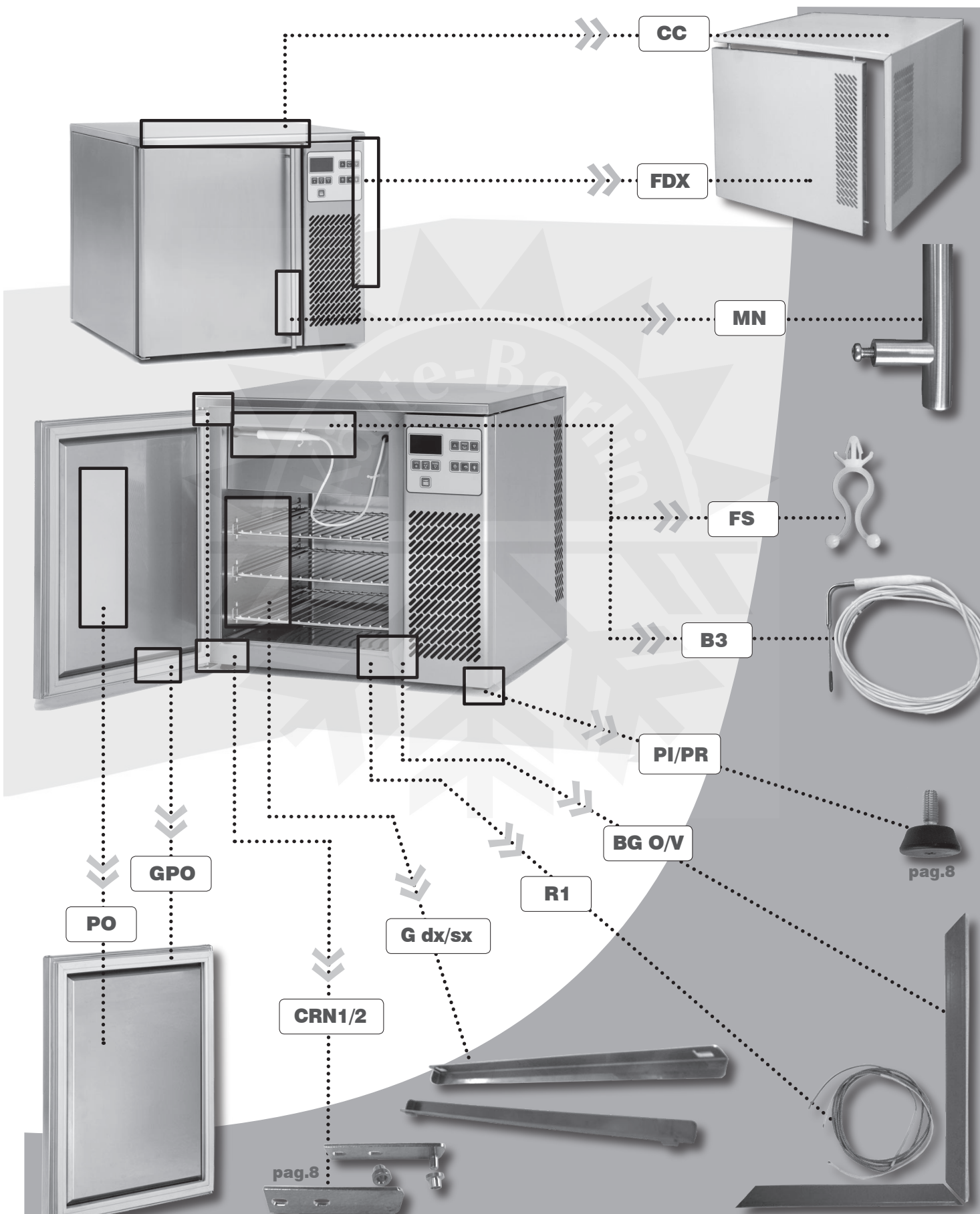
FI

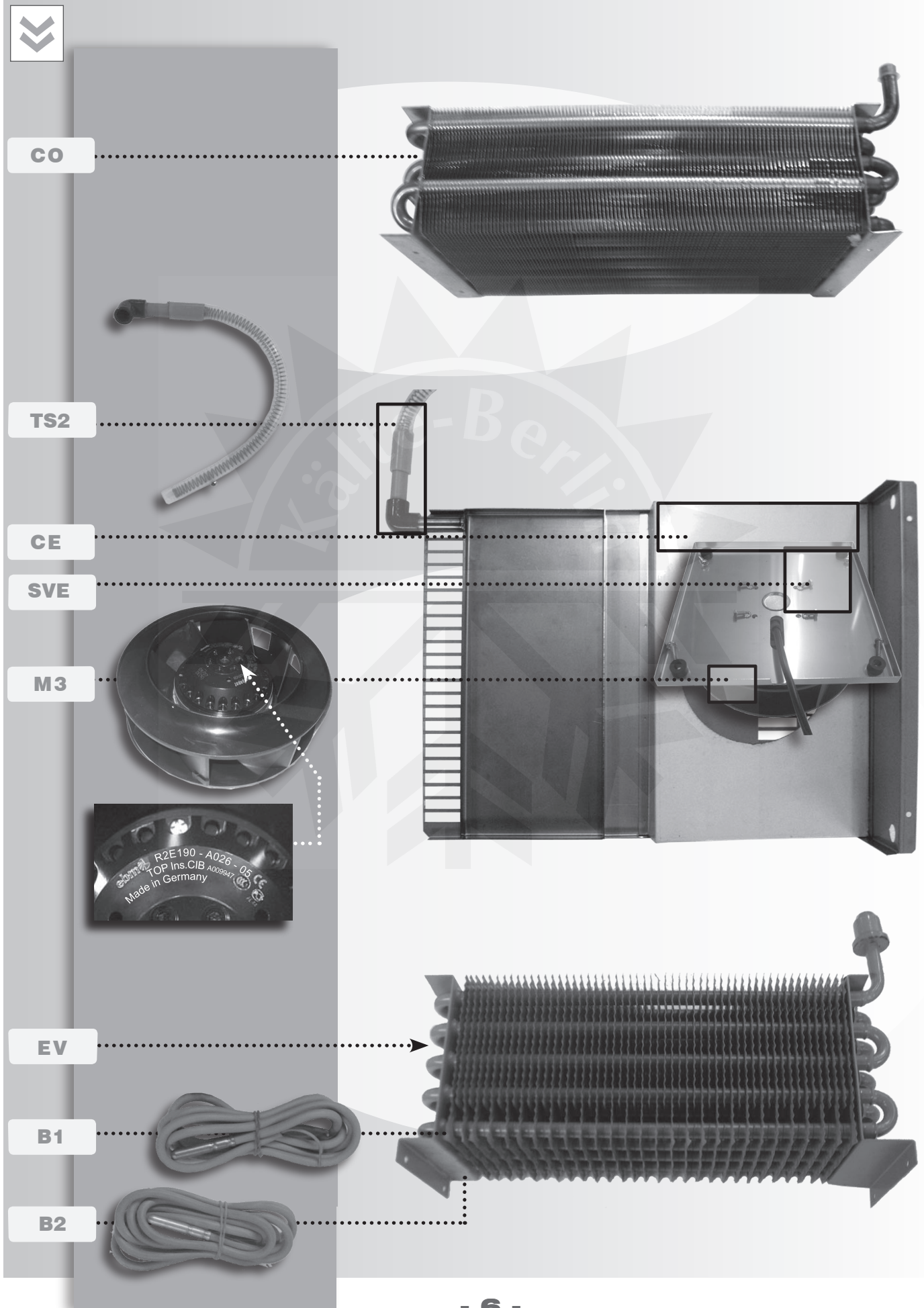



MO

MS/PS










**Z**



**BVE**

**OR**

**VE**

**RL**



**TVE**

**F**

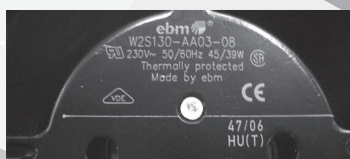



**M1**


**VC**


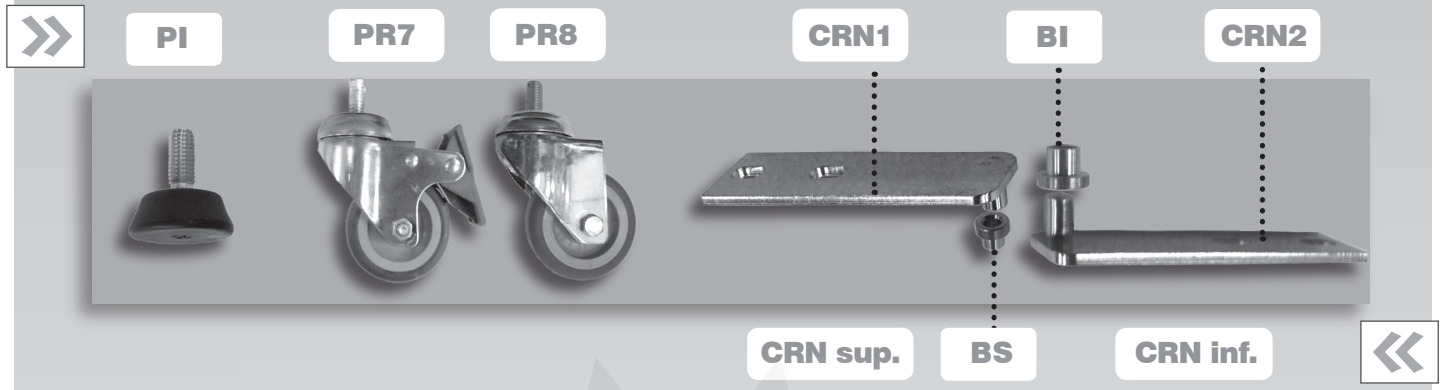


**T**



**M2**





riferimento reference	codice code	descrizione description	da...a from...to	ricambi cons. rec. spare part
B1	995452	SONDA PTC GRIGIA SILIC.L=1500 CELLA PTC PROBE, GREY SILICONED L=1500 CABINET	01/01/95 00/00/00	<input type="checkbox"/>
B2	995453	SONDA PTC ROSSA SILIC.L=1500 EVAPOR PTC PROBE, RED SILICONED L=1500 EVAPORATOR	01/01/95 00/00/00	<input type="checkbox"/>
B3	965432	SONDA SPIL PT1000 LIV1 2,5M N/RISCAL PIN PROBE 1000PT 1 LIV 90° 2,5M NO WARM	_/_/_ 00/00/00	<input type="checkbox"/>
BG O	965119	PROFILO MOBILE BATT.GUARN.ORIZ AB CHILLY MOUVABLE OUTLINE RAB.GASKET HOR. BC CHILLY	24/07/01 00/00/00	
BG V	965120	PROFILO MOBILE BATT.GUARN.VERT AB CHILLY MOUVABLE OUTLINE RAB.GASKET VER. BC CHILLY	24/07/01 00/00/00	
BI	925274	BOCCOLA CERNIERA SUP.PORTE TAVOLI'STAR LOWER BUSH DOOR HINGE STAR COUNTERS	17/09/96 00/00/00	
BO1	996533	BOCCOLA PASSACAVO D=08 BUSH D=08	_/_/_ 00/00/00	
BO2	996534	BOCCOLA PASSACAVO D=12 BUSH D=12	_/_/_ 00/00/00	
BO8	996538	BOCCOLA PASSACAVO D=42 BUSH D=42	_/_/_ 00/00/00	
BS	925034	BOCCOLA SUPERIORE TR C/PIANO UPPER BUSH FOR COUNTERS	01/01/95 00/00/00	
BVE	965697	ASS.TUBO FILTRO-VALVOLA AB 'CHILLY' VALVE-FILTER TUBE BC 'CHILLY'	_/_/_ 00/00/00	
C/M3	996154	CONDENSATORE ELETTRICO MFP 2MF 400V ELECTRIC CONDENSER MFP 2MF 400V	28/08/02 00/00/00	
CC	965110	COPERTURA ABBATTITORE 'CHILLY' 'CHILLY' COVERING	24/07/01 00/00/00	
CE I	965544	PROFILO ISOLANTE AB 'CHILLY' BF030 INSULATING PROFILE B.C. 'CHILLY' BF030	_/_/_ 00/00/00	
CE/M3	965538	CONVOGLIATORE EVAP. AB CHILLY BF030 EVAPORATOR CONVEYOR B.C. CHILLY BF030	_/_/_ 00/00/00	
CK	996496	BUZZER X SCHEDA EVCO EVCO CARD BUZZER	09/03/07 00/00/00	
CO	965124	CONDENSATORE ABBATTITORE 'CHILLY' CONDENSER BLAST CHILLER 'CHILLY'	24/07/01 00/00/00	
CR	965721	ASS.CRUSCOTTO CHILLY SCHEDA EVC PLRS FRONT PANEL ASSEMBLY CHILLY EVC CARD PLRS	26/11/07 00/00/00	
CRN inf.	996582	KIT CERNIERA INF ABB 030 LOWER HINGE KIT BLAST CHILLER 030	_/_/_ 00/00/00	
CRN sup.	996581	KIT CERNIERA SUP ABB 030 UPPER HINGE KIT BLAST CHILLER 030	_/_/_ 00/00/00	
CRN1	965114	CERNIERA SUPERIORE ABBATTITORE 'CHILLY' UPPER HINGE BLAST CHILLER 'CHILLY'	24/07/01 00/00/00	
CRN2	965113	CERNIERA INFERIORE ABBATTITORE 'CHILLY' LOWER HINGE BLAST CHILLER 'CHILLY'	24/07/01 00/00/00	
CST	996492	COPERCHIO PLEX.PROTEZ.STP EVCO PLEXIGLASS COVER FOR EVCO PRINTER	02/03/07 00/00/00	
DIS	925500	DISTANZIALE SCHIENALE TRS MC DONALD'S BACK SPACER TRS MC DONALD'S	21/03/07 00/00/00	
EV	965125	EVAPORATORE ABBATTITORE 'CHILLY' EVAPORATOR BLAST CHILLER 'CHILLY'	24/07/01 00/00/00	
F	995690	FILTRO DISIDRATATORE ODF DML032S 023Z455 DEHYDRATOR FILTER ODF DML033S 023Z455	02/05/04 00/00/00	
FDX	965111	FIANCO DESTRO AB 'CHILLY' RIGHT SIDE BLAST CHILLER 'CHILLY'	24/07/01 00/00/00	

riferimento reference	codice code	descrizione description	da...a from...to	ricambi cons. rec. spare part
FI	965117	FILTRO CRUSCOTTO 180X290 AB 'CHILLY' CONTROL PANEL FILTER 180X290 B.C. 'CHILLY'	24/07/01 00/00/00	
FS	996068	LACCIO AD INCASTRO STL-350-3-01 (10PZ) FIXED JOINT STL-350-3-01 (10PCS)	24/07/01 00/00/00	
FTO	965308	FISSATUBO OBO 3040 LGK D=6-16 MM OBO CLIP 3040 LGK D=6-16 MM	23/02/07 00/00/00	
G dx	965545	GUIDA DX ABBATTITORE CHILLY BF030 RIGHT SLIDE BC CHILLY BF030	_/_/_ 00/00/00	
G dx+sx	965109	COPPIA GUIDE ABBATTITORE 'CHILLY' RIGHT AND LEFT SLIDE BLAST CHILLER 'CHILLY'	24/07/01 00/00/00	
G sx	965546	GUIDA SX ABBATTITORE CHILLY BF030 LEFT SLIDE BC CHILLY BF030	_/_/_ 00/00/00	
G1F	996384	ASSIEME SCHEDA ELETTR. STD FRX ABB/CONG. ELECTRIC CARD ASSEMBLY STD FRX BC/BF	26/05/06 00/00/00	<input type="checkbox"/>
G4	990584	KIT STAMPANTE ABB 051 PRINTER KIT BC 051	_/_/_ 00/00/00	
GPO	965122	GUARNIZIONE PORTA ABBATTITORE 'CHILLY' DOOR GASKET BLAST CHILLER 'CHILLY'	_/_/_ 00/00/00	<input type="checkbox"/>
IS	996441	SCHEDINA SERIALE X SIST.FAST AGGIUNTIVA PRINTER KIT FOR ADDITIONAL FAST SISTEM	22/12/06 00/00/00	<input type="checkbox"/>
M1	995485	COMPRESSORE 14,5 CC T2155GK/SC12CL R40 14,5 CC T2155GK/SC12CL R40 COMPRESSOR	01/03/98 00/00/00	
M2	996073	VENTILATORE EBM ELICOIDALE HELICAL FAN EBM	24/07/01 00/00/00	<input type="checkbox"/>
M3	996074	VENTILATORE EBM CENTRIFUGO CENTRIFUGAL FAN EBM	24/07/01 00/00/00	<input type="checkbox"/>
MAS 1	965434	MASCHERINA COMANDI ABB. STD (PLS) CONTROL PANEL BLAST CHILLER STD (PLS)	14/06/07 00/00/00	
MN	965115	MANIGLIA PORTA ABBATTITORE 'CHILLY' HANDLE DOOR BLAST CHILLER 'CHILLY'	20/03/06 00/00/00	
MO	965116	MOLLA FIX FILTRO CRUSCOTTO AB 'CHILLY' FIXING SPRING FOR FRONT PANEL FILTER BC CHILLY	24/07/01 00/00/00	
MS	996326	MOLLA X PERNO FILETTATO M5 A SCATTO SNAP SPRING FOR THREADED PIN M5	08/11/05 00/00/00	
OR	996263	ORIFIZIO N°01 ODF DANFOSS N.01 ODF ORIFICE DANFOSS	07/09/04 00/00/00	
PI	925513	PIEDINO REGOLABILE M8 D30 TRS SPRING ADJUSTABLE FOOT M8 D30 TRS SPRING	26/03/98 00/00/00	
PO	965121	PORTA SCHIUMATA ABBATTITORE 'CHILLY' DOOR FOR B.C. 'CHILLY'	24/07/01 00/00/00	
PR7	996540	RUOTA GIR D= 60 CROMATA CON FRENO REVOLVING CASTOR D= 60 CROM WITH BRAKE	_/_/_ 00/00/00	
PR8	996541	RUOTA GIR D= 60 CROM S/FR REV. CASTOR D=60 CROM WITHOUT BRAKE	_/_/_ 00/00/00	
PSF	996327	PERNO FILETTATO M5 A SCATTO ART.R 6333 SNAP THREADED PIN M5 ART.R 6333	08/11/05 00/00/00	
PVE	995776	ASS.SEMIPROT.VALVOLA 'FLICA-DANFOSS' SEMI-PROTECTION VALVE 'FLICA/DANFOSS'	13/06/97 00/00/00	
R1	965123	RESISTENZA CORNICE ABBATTITORE 'CHILLY' FRAME HEATER BLAST CHILLER 'CHILLY'	24/07/01 00/00/00	<input type="checkbox"/>
RC	996493	ROTOLO CARTA X STAMPANTE EVCO PM100AX9 ROLL OF PRINTER PAPER EVCO PM100AX9	02/03/07 00/00/00	
RL	995906	RICEVITORE DI LIQUIDO 0,58 LITRI LIQUID RECEIVER 0,58 LITERS	08/10/98 00/00/00	

riferimento reference	codice code	descrizione description	da...a from...to	ricambi cons. rec. spare part
SCE	965559	ASS.SCATOLA ELET. ABB. CHILLY SCHEDA S WIRING BOX B.C. CHILLY STANDARD CARD	_/_/_ 00/00/00	
SST	965568	SCATOLA PER STAMPANTE ABB051 PRINTER BOX BLAST CHILLER 051	_/_/_ 00/00/00	
ST	996415	STAMPANTE PER SCHEDA EVCO PRINTER FOR EVCO CARD	03/11/06 00/00/00	
SVE	965539	SUPPORTO VENTILATORE INT AB CHILLY BF030 INTERNAL FAN SUPPORT B.C. CHILLY BF030	_/_/_ 00/00/00	
T	990319	TRASFORMATORE 230/24V 17VA 50/60HZ TRANSFORMER 230/24V 17VA 50/60HZ	08/09/00 00/00/00	□
TS2	995512	RACCORDO DI SCARICO AP350 FLESSIBIL JOINT DRAIN AP350 FLESSIBIL	01/01/95 00/00/00	
VCC	965108	VASCHETTA CONDENSATORE AB 'CHILLY' CONDENSATOR TRAY BLAST CHILLER 'CHILLY'	24/07/01 00/00/00	
VE	996206	VALVOLA TERMOSTATICA TS2 R404A SILDARE THERMOSTATIC VALVE TS2 R404A TO SOLDER	18/03/03 00/00/00	
XA	965525	MORSETTO PHOENIX MSTB 2,5/2-ST PAS=5 PHOENIX TERMINAL MSTB 2,5/2-ST PAS=5	_/_/_ 00/00/00	
XB	965526	MORSETTO PHOENIX MSTB 2,5/3-ST PAS=5 PHOENIX TERMINAL MSTB 2,5/3-ST PAS=5	_/_/_ 00/00/00	